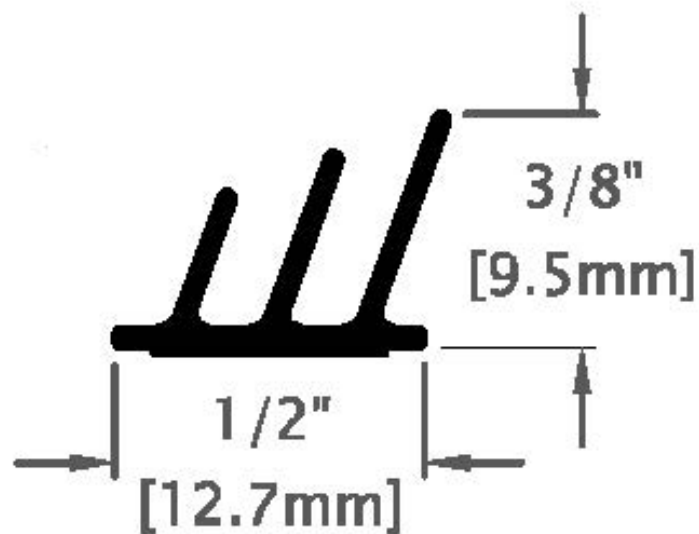


# Architectural **UNIQUE** SOUND SEALS

**Votre satisfaction, notre fierté!**

REGISTRATIONS:



## Description:

NAME: CF-14

MATERIAL: SILICONE

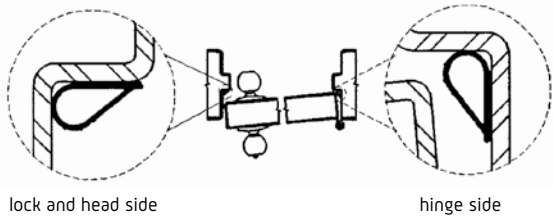
COLOR: BLACK ONLY

WIDTH: 1/2"

LENGTH: PER FOOT, PER BAG OF 17' OR 20' AND PER 250' BOX

# Smoke Seal

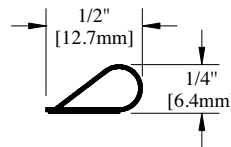
## CF-12



lock and head side

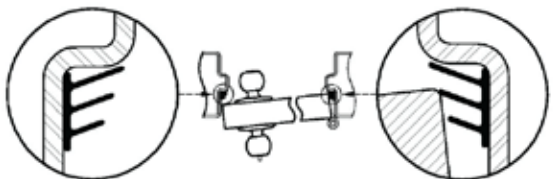
hinge side

It is recommended to cut the CF-12 at a 45 degrees angle where the head and strike side meets.



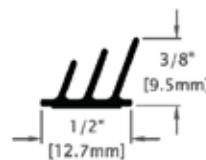
CF-12: For use on hollow metal doors rated up to 3h; wood and plastic-covered composite doors rated up to 1-1/2h and wood core doors rated 20mins. Available in black and translucent.

## CF-14



lock and head side

hinge side



Control smoke, air sound and light infiltrations  
Silicone  
Self-adhesive  
Available in black only  
Applied between 21C and 38C  
Flexible between -40C and 200C

## STORAGE AND APPLICATION INSTRUCTION:

### STORAGE:

To achieve optimal performance, this product should be stored at normal room temperature and humidity conditions. Do not store indirect sunlight. Avoid extreme temperature or humidity conditions for prolonged periods of time. Dirt, dust and other contaminants may negatively affect tape performance.

### SURFACE PREPARATION:

1. Surface must be free from dust, mold releases, dirt, oil and moisture for optimum bond strength.
2. Surface temperatures below 72 degrees F will adversely affect bond strength. Be sure both parts are at room temperature or above before application.
3. Cleaning agents should be employed which do not leave a residue. Ex: Isopropyl Alcohol or acetone (proper safety practices should be adhered to as prescribed by the material safety data sheet).
4. A buffed or slightly roughened surface will usually increase bond strength.

### INSTALLATION:

Once you have obtained a clean surface and the application area is above 72 degrees F, application can proceed. Peel off release liner 1 to 2 feet at a time. This will prevent the adhesive from contracting and picking up foreign matter. The gas-ket-adhesive should then be placed on firmly and uniformly 1 to 2 feet at a time. **Do not stretch the seal.** If it is stretched it will pop off after a period of time. A weighted roller is suggested for uniform application pressure.

### SHELF LIFE:

One year from the manufacture date when stored under the conditions outlined above in the "Storage" section.