



2525C

Silicone Bulb Smoke Seal

PRODUCT CUT SHEET

Material

Self-Adhesive Synthetic Rubber Polymer: Siloxane

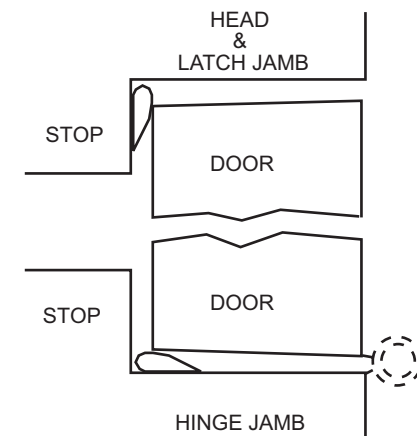
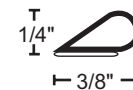
- ▶ Excellent Flexibility and Memory
- ▶ Flame Resistant
- ▶ Moisture Resistant
- ▶ Temperature Range -100°F to 500°F, Remains Flexible at Extreme Temperatures
- ▶ Excellent Resistance to Ozone, UV and Aging
- ▶ Recommended for Areas Using FM200 or Halon Fire Suppression Systems
- ▶ BHMA Certified to ANSI/BHMA A156.22 Performance Tests for Heat, Cold, Air and Smoke Infiltration
- ▶ Modified Acrylic Pressure Sensitive Adhesive Protected by Release Liner
- ▶ Provides High Initial Adhesion and Long Term Holding Power for Permanent Mounting in Exterior or Interior Locations
- ▶ Resistant to Aging, Weathering, UV Radiation, Water, Detergent, Alcohol and the Influence of Chemicals
- ▶ End Use Temperature Range of Adhesive, Long Term Exposure -30°F Up To 250°F
- ▶ Shelf Life of Adhesive Prior to Installation is One Year When Stored at 75°F and 50% Relative Humidity or Less
- ▶ 3/8" Wide x 1/4" Tall
- ▶ Available in 17', 20', 25' and 300' Rolls

Color

2525C Charcoal



PROJECT:
SUBMITTED BY:
DATE:
NOTES:

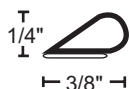


NGP-GKT-2525C-PCS-0221-A



2525C-17'

Self-Adhesive Silicone Seal UL Tested and Certified for Fire and Smoke Doors



- * Seals against smoke, air, sound and weather
- * Unaffected by sunlight, ozone and ultraviolet rays
- * Excellent compression; door latches easily



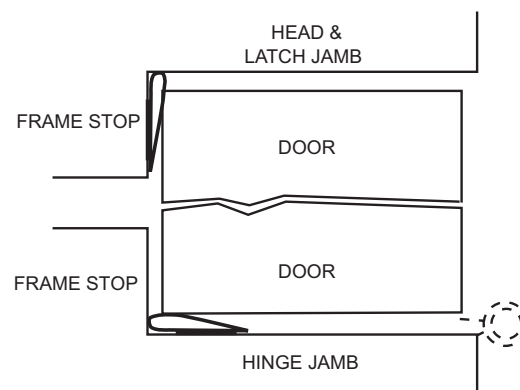
Made in USA

Installation Instructions

1. The surface temperature of the frame must be above 50°F for the adhesive to bond.
2. Clean frame with clean wipe provided to remove dust, oil, grease and dirt. Wax coated or high gloss painted surfaces may require roughening of the surface with a Scotch-Brite™ pad or sandpaper so adhesive will properly bond.
3. Measure and pre-cut pieces to fit the head and jambs.
4. Remove protective backing 1 to 2 feet at a time.
5. Position on frame where illustrated, allowing approximately 1/16" between seal and frame for clearance when compressed.
6. Adhere by pressing firmly (approx. 15 lbs. pressure required) straight down along entire length of gasketing. Do not remove and relocate.

WARNING: Do not rub along length from one end toward other end during installation as gasket will stretch and not adhere properly.

7. Make sure the seal does not impede proper closing and latching of the door.



POSITIVE PRESSURE TESTED GASKETING MATERIALS FOR FIRE DOORS. FOR APPLICATION TO HOLLOW-METAL-TYPE FIRE DOORS, RATED UP TO 3 HOURS AND WOOD-TYPE FIRE DOORS, RATED UP TO 1 1/2 HOURS. CATEGORY H

Smoke & draft control gasketing (Category H) tested to UL 1784; meets requirements of NFPA 105, IBC for use on "S" label doors.

Scotch-Brite™ is a trademark of 3M Company.

STORAGE AND SHELF LIFE

The adhesive on this seal has a shelf life of one year stored at 75°F and 50% relative humidity or less